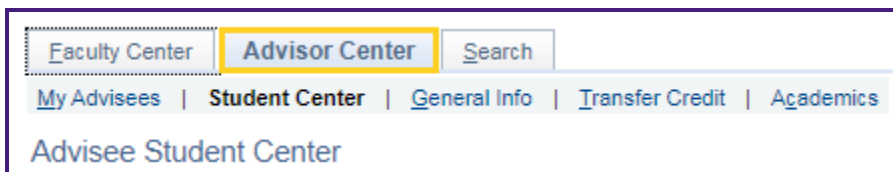


View Enrollment Dates

There are two methods for viewing enrollment dates in the Faculty Center. The first is via the *My Advisees* tab, and the second via the *Student Center* tab. Both will be demonstrated, but we will begin with the **My Advisees** option.



1. Click the **Faculty Center** tile.



2. Click the **Advisor Center** menu.

NOTE: Use this navigation path for reviewing registrations for all advisees.

	Notify	Photo	Name	ID	View Student Details
1	<input type="checkbox"/>				View Student Details
2	<input type="checkbox"/>				View Student Details
3	<input type="checkbox"/>				View Student Details
4	<input type="checkbox"/>				View Student Details

3. Click the **View Student Details** link for the desired student.



4. Click the **Open Enrollment Dates** link.

Job Aid

Enrollment Dates

Select a term then select Continue.

Term	Career	Institution
<input type="radio"/> Fall 2019	Nursing, Undergraduate	LSUHSC - New Orleans
<input checked="" type="radio"/> Spring 2020	Nursing, Undergraduate	LSUHSC - New Orleans

Cancel Continue

5. Click the desired **Term** option. Click **Spring 2020**.

Click the **Continue** button.

Enrollment Dates

To view appointments and enrollment dates for another term, select the term and select Change.

Spring 2020 | Nursing, Undergraduate | LSUHSC - New Orleans Change Term

Open Enrollment Dates by Session		
Session	Begins On	Last Date to Enroll
Semester Session 2	October 14, 2019	December 23, 2019
Semester Session 1	October 14, 2019	January 22, 2020

Term Enrollment Limits			
Max Total Units	Max No GPA Units	Max Audit Units	Max Wait List Units

[Go to top](#)

Cancel

6. **NOTE:** Click the **Change Term** button to view enrollment dates for another term.

Click the **Cancel** button.

Faculty Center | Advisor Center | Search

My Advisees | Student Center | General Info

Enrollment Dates

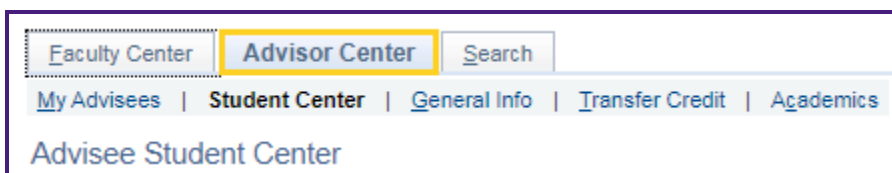
7. Click the **My Advisees** link to return to the **My Advisees** page.

NOTE: This completes viewing enrollment dates via **My Advisees**.

Viewing enrollment dates via Advisee Student Center will now be demonstrated. To navigate directly to the Advisee Student Center, click:

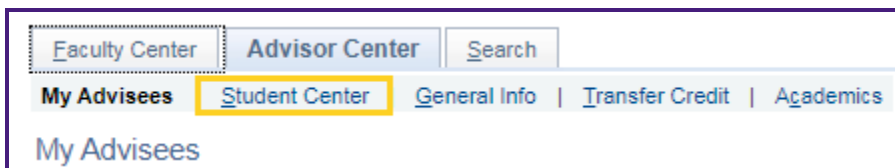


8. Click the **Faculty Center** tile.



9. Click the **Advisor Center** menu.

NOTE: Use this navigation path for reviewing registrations for all advisees.



10. Click the **Student Center** tab.



11. Click the **Open Enrollment Dates** link.

Job Aid

Enrollment Dates

Select a term then select Continue.

Term	Career	Institution
<input type="radio"/> Fall 2019	Nursing, Undergraduate	LSUHSC - New Orleans
<input checked="" type="radio"/> Spring 2020	Nursing, Undergraduate	LSUHSC - New Orleans

Cancel Continue

12. Click the **Term** option.

Click the **Continue** button.

Enrollment Dates

To view appointments and enrollment dates for another term, select the term and select Change.

Spring 2020 | Nursing, Undergraduate | LSUHSC - New Orleans Change Term

Open Enrollment Dates by Session

Session	Begins On	Last Date to Enroll
Semester Session 2	October 14, 2019	December 23, 2019
Semester Session 1	October 14, 2019	January 22, 2020

Term Enrollment Limits

Max Total Units	Max No GPA Units	Max Audit Units	Max Wait List Units

[Go to top](#)

Cancel

13. **NOTE:** Click the *change term* button to view enrollment dates for another term.

Click the **Cancel** button.

*Change Advisee Change

14. You can also view a different Advisee by clicking the **Change Advisee** drop-down arrow to select an advisee from the list.

After selecting an advisee from the list, click the **Change** button.